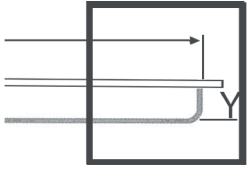
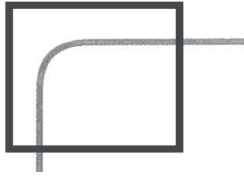


AUFMASS / BIEGUNG

RETOURE,
MASS: Y | MAX. 20 CM
 Berechnung: Garniturenpreis
 zzgl. Menge der Retouren




DURCHSCHLEUDERBOGEN
 Berechnung: Garniturenpreis
 zzgl. Menge der Durchschleuderbögen



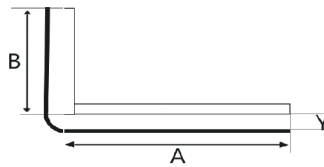
GEHRUNGSSCHNITT 90°
 Berechnung: siehe Mehrpreis in
 der jeweiligen Schienenpreisliste.



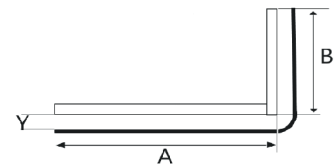
Typ 1



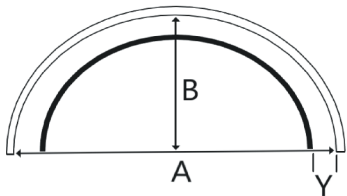
Typ 5



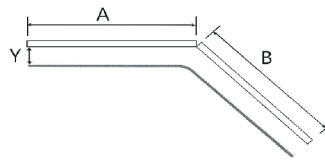
Typ 6



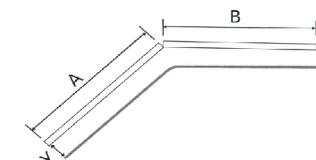
Typ 2



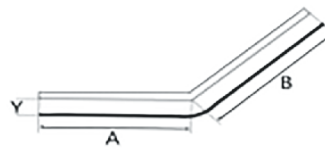
Typ 7



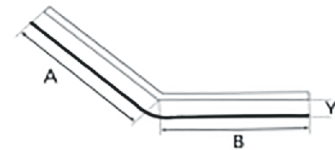
Typ 8



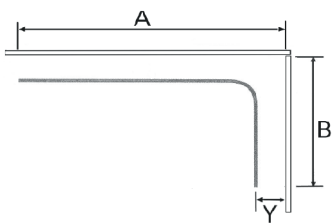
Typ 9



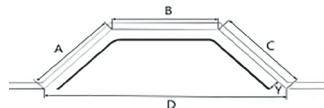
Typ 10



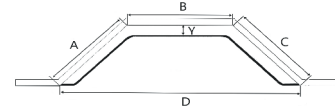
Typ 3



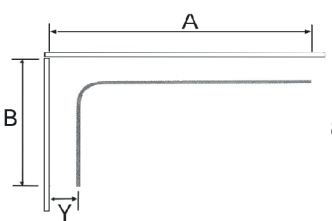
Typ 11



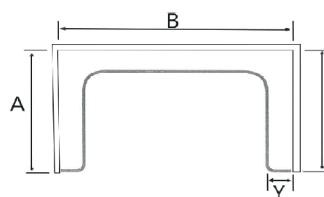
Typ 12



Typ 4



Typ 13



Typ 14

